

SERIES TRACKED



PM-000232
24v1

PT728
DT725



6 SERIES WHEELED

PW628
DW625

KANGA

LOADERS

BUILT TOUGH SINCE 1981

MULTI-TASK COMPACT UTILITY LOADER

RUPTURE RESISTANT FUEL TANKS

Twin long range heavy gauge steel fuel tanks allow many hours operation. Work a whole day without the hassle of refueling.

ERGONOMIC HAND CONTROLS

Raised controls reduce operator reach and fatigue, while the responsive soft-touch controls offer improved controlled steering and attachment operation.

**INDUSTRY
BEST
PRACTICE**



LONG-LIFE LINKAGE PINS

Greasable pins ensure extended cycle life of pins and bushes.

SAFETY RELIEF VALVE

Prevents the operator from overloading the machine.

FOUR ENCLOSED HIGH-TORQUE HYDRAULIC WHEEL MOTORS

Four high torque hydraulic wheel motors deliver effective performance when breaking ground and trenching. The enclosed motors prevent motor damage, yet are easily accessible.

5" DONALDSON PRE-AIR CLEANER FILTER

A Donaldson filter with a full-view plastic bowl catches dust before it reaches the engine—an industry best practice. Exclusive to diesel loaders.

HYDRAULIC OPTIMISED SYSTEM

With the addition of the optional oil cooler and the large hydraulic oil capacity (17 gallons) the Kanga Loader is able to withstand demanding hydraulic applications.

SELF-LEVELLING BUCKET WITH GENEROUS BUCKET ROLLBACK

Self-levelling helps maximize bucket capacity, and reduce spillage while raising and lowering of the boom. This ensures safer, faster, and easier operation of the bucket.

KANGA LOADER FEATURES

ENGINEERED FOR SAFE, USER-FRIENDLY OPERATION AND PEACE OF MIND.

Since inventing the mini loader in 1981, Kanga has continued to lead the industry in **safety**, **innovation**, and **performance**. Kanga Loaders adheres to Occupational Health & Safety government guidelines, and operates under World's Best Practices.



SELF-LEVELLING BUCKET

Safer, faster, and easier to operate, as the loader arms can be raised and lowered without the danger of load spillage. Experience superior control when lifting or filling the bucket to its maximum capacity.



OPERATOR SAFETY CELL

A large operator platform allows a wider stance, improves safety, and reduces fatigue. A safety cell ensures the operator is enclosed within the operating platform, with side bump protection to provide additional support on rough terrain.



TRAVERSE OVER UNDULATING GROUND

Crawl over gutters and uneven terrain with confidence. Unlike other brands with fixed under-carriage track systems, Kanga's stable wrap-around tracked system will reduce pivot whilst traversing over undulating ground.



SAFETY RELIEF VALVE

The lift circuit is set at 2400psi to protect the operator from overloading the machine - easily accessible through the rear of the machine.



AMPLE GROUND CLEARANCE WHILE MAINTAINING A LOW CENTER OF GRAVITY

When the loader arms are lowered to rest on the frame, the bucket can be rolled back to carry a full load while maintaining ground clearance.



SAFETY AUXILIARY CUT-OUT

As a standard safety feature, the loader's hydraulic flow to the attachment neutralizes when no operator is present on the operator platform.



OIL PRESSURE ALERT SYSTEM

The oil pressure sensor detects when there is no oil pressure and a red light on the console will alert the operator to shut off the engine.

All Honda powered loaders are fitted with a low oil level sensor which immediately shuts off the engine to protect it.



SAFER OPERATION

The layout of the controls allows the operator to access every machine function without having to let go of the handlebars, making the Kanga one of the safest machines on the market.



Available with your choice of diesel or gas engines, the Kanga 6 and 7 Series is designed and optimized to suit your specification. Available with either a Kubota D902-E diesel, or Honda GX690 gas engine.



POWERED by
HONDA™

GX690

The Honda V Twin gas engine offers more power, with less fuel consumption. It is one of the quietest gasoline engines on the market, and is well suited for the rigorous demands of the earthmoving environment. Honda's renowned reliability ensures consistent and smooth operation.



Kubota

D902-E

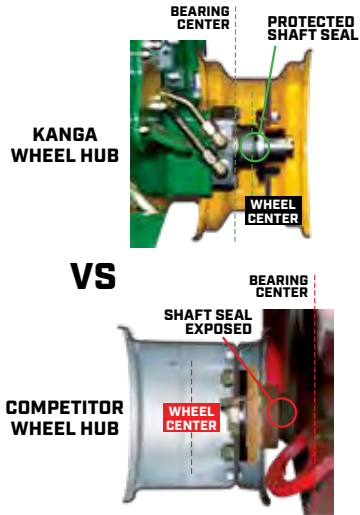
The Kubota diesel engine delivers power and reliability with a 3 cylinder water-cooled engine, featuring Kubota's original 'Triple Vortex' combustion system with indirect injection (E-TVCS) - EPA certified, and designed to deliver a long service life with advantages to meet any application.

Kubota's E-TVCS indirect injection combustion system keeps noise levels to a minimum. It includes a 'Super Glow' system as standard, which shortens preheat time and quickens engine starting in cold weather.

DESIGN - STRENGTH - EASE OF OPERATION - VALUE

ENGINEERED TO PERFORM WITH MINIMAL MAINTENANCE. BUILT TO LAST.

- ✔ Kanga's compact wheel hub design has zero overhang. Unlike competing brands, the wheel load is placed directly over the bearings, ensuring a longer service life.
- ✔ A zero overhang helps protect against seal damage from stringy weeds, stringy bark, mulch, and other entanglement, preventing unnecessary maintenance and premature seal failures.
- ✔ Our wheel motors are simple to service and replace.



FULL-FLOW AUXILIARY HYDRAULICS

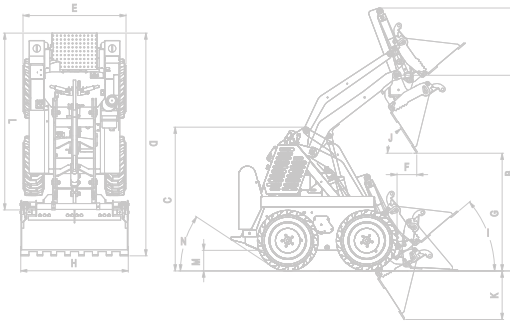
Full-flow auxiliary hydraulics with independent spool and cylinder valving. This enables operators to connect hydraulic attachments with extra features; such as brooms with power angle functions. Designed to give you the leading edge, we offer custom-built industry-specific packages to suit your individual needs.



KANGA LOADERS MID-SIZED FRAME SERIES

6 SERIES WHEELED

7 SERIES TRACKED



The above graphic is intended for illustrative purposes only.

¹ Tipping load and Rated Operating Capacity (ROC) have been determined to ISO 14397-1 though the values shown here need to be adjusted for specific attachments. Refer to the section of the Operators Manual "Practice Safety at All Times" for Tipping Load and ROC values for the range of Kanga bucket and fork attachments. Note that ROC is 50% of the Tipping Load for wheel loaders and 45% for Kanga "over tire track" loaders.

² Machine Weight is calculated with no operator, using no bucket, full fuel tanks, and air-filled tires.

³ Power Rating is the net power of the production engine, only as measured in accordance with SAE J1349 at 3600 RPM. Mass production engines vary from this value. Actual power output for the engine installed in the delivered machine may vary, depending on numerous factors. These factors can include engine operation in the application, environmental conditions, and other variables.

⁴ Volumes based on ISO 7546:1983.

PERFORMANCE

Tipping load ¹
Rated operating capacity (ROC) ¹
Travel speed
Fuel capacity (EPA compliant)
Fuel type
Machine weight with no operator / bucket ²

ENGINE

Manufacturer
Net power rating ³
Max torque

DRIVE SYSTEM

Drive control
Throttle control
Wheels with direct drive hydraulic motors
Tires

HYDRAULICS

Gear pump displacement
Pump output
System pressure
Hydraulic reservoir capacity

KANGA BUCKETS

Standard bucket capacity (heaped / struck volume) ⁴
4in1 bucket capacity (heaped / struck volume) ⁴

DIMENSIONS

A Maximum operating height with bucket
B Height to hinge pin
C Overall height
D Overall length with bucket
E Overall wheel width
F Bucket reach at 40° (arms up)
Bucket maximum reach (arms level - horizontal)
G Dump height Std. bucket
Dump height 4in1 bucket
H Bucket width
I Bucket maximum rollback
J Bucket maximum dump angle
K Ground penetration
L Overall length less bucket
M Ground clearance
N Angle of departure

Approach angle with no bucket (and with bucket rolled back)

SPECIFICATIONS

WHEELED - PW628		WHEELED - DW625		TRACKED - PT728		TRACKED- DT725	
955 lbs	434 kg	1054 lbs	479 kg	947 lbs	430 kg	1018 lbs	463 kg
478 lbs	217 kg	527 lbs	239 kg	426 lbs	194 kg	458 lbs	208 kg
4.3 m/h	7 km/h	4.3 m/h	7 km/h	4.3 m/h	7 km/h	4.3 m/h	7 km/h
11.8 gal	45 L	13.2 gal	50 L	11.8 gal	45 L	13.2 gal	50 L
GAS		DIESEL		GAS		DIESEL	
1965 lbs	893 kg	2130 lbs	968 kg	1899 lbs	863 kg	2075 lbs	943 kg
Honda GX690		Kubota D902		Honda GX690		Kubota D902	
42 cu.in	16.5 kW	23.5 hp	17.5 kW	42 cu.in	16.5 kW	23.5 hp	17.5 kW
35.65 ft lbs	48.34 Nm	41.3 ft lbs	56 Nm	35.65 ft lbs	48.34 Nm	41.3 ft lbs	56 Nm
Soft touch hand levers		Soft touch hand levers		Soft touch hand levers		Soft touch hand levers	
Hand levers		Hand levers		Hand levers		Hand levers	
Wheeled		Wheeled		Tracked		Tracked	
23" Lug Tires		23" Lug Tires		N/A		N/A	
0.69 cu.in/rev	11.3 cc/rev	0.69 cu.in/rev	11.3 cc/rev	0.69 cu.in/rev	11.3 cc/rev	0.69 cu.in/rev	11.3 cc/rev
10.75 gpm	41 lpm	10.75 gpm	41 lpm	10.75 gpm	41 lpm	10.75 gpm	41 lpm
3000 psi	207 bar	3200 psi	220 bar	3000 psi	207 bar	3200 psi	220 bar
17.4 gal	66 L	17.4 gal	66 L	17.4 gal	66 L	17.4 gal	66 L
4.24 cu ft / 3.21 cu ft (0.12 m ³ / 0.09 m ³)				4.24 cu ft / 3.21 cu ft (0.12 m ³ / 0.09 m ³)			
4.17 cu ft / 3.25 cu ft (0.118 m ³ / 0.092 m ³)				4.17 cu ft / 3.25 cu ft (0.118 m ³ / 0.092 m ³)			
98.8"	2510 mm	98.8"	2510 mm	98.8"	2515 mm	98.8"	2515 mm
73.4"	1865 mm	73.4"	1865 mm	73.6"	1870 mm	73.6"	1870 mm
53.9"	1370 mm	53.9"	1370 mm	53.5"	1360 mm	53.5"	1360 mm
86.6"	2200 mm	86.6"	2200 mm	86.6"	2200 mm	86.6"	2200 mm
40.6"	1030 mm	40.6"	1030 mm	40.9"	1040 mm	40.9"	1040 mm
16.1"	410 mm	16.1"	410 mm	16.1"	410 mm	16.1"	410 mm
39.8"	1010 mm	39.8"	1010 mm	39.8"	1010 mm	39.8"	1010 mm
44.1"	1120 mm	44.1"	1120 mm	44.1"	1120 mm	44.1"	1120 mm
73"	1855 mm	73"	1855 mm	73.4"	1865 mm	73.4"	1865 mm
42.1"	1070 mm	42.1"	1070 mm	42.1"	1070 mm	42.1"	1070 mm
30°		30°		30°		30°	
60°		60°		60°		60°	
16.1"	410 mm	16.1"	410 mm	16.1"	410 mm	16.1"	410 mm
65.4"	1660 mm	65.4"	1660 mm	65.4"	1660 mm	65.4"	1660 mm
7.3"	185 mm	7.3"	185 mm	7.7"	195 mm	7.7"	195 mm
30°		30°		30°		30°	
90° (50°)		90° (50°)		90° (50°)		90° (50°)	

GET THE BEST FROM YOUR KANGA WITH OPTIONAL ADD-ONS...



PERFORMANCE ADD-ONS

- ▶ **Oil Cooler** - to maintain the oil temperature for optimal performance.
- ▶ **Trenching Valve** (ideal for trenching) - you can set the valve to control the flow between the attachments and the wheels.



ADD-ONS FOR SAFETY & CUSTOMIZATION

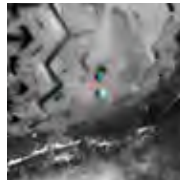
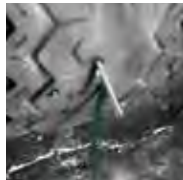
- ▶ **LED Headlights.**
- ▶ **Horn** - often required for Operational Health & Safety.
- ▶ **Case Drain Kit** - drains the pressure from the attachment motor.
- ▶ **Emergency Stop Button** - shuts down machine functions in the event of an emergency.
- ▶ **Motion Alarm** - alert personnel of a moving machine. Often required for Operational Health & Safety.
- ▶ **Battery Isolator Switch** - with option for a padlock, to enable machine lock-out.
- ▶ **Rear Stop Light** - activates when machine is idle or operator hands are removed from levers.
- ▶ **Rear Dig Legs** - fitted to the machine to aid stabilization and increase down pressure.
- ▶ **Color Customize** your machine to match the rest of your fleet or corporate colors.



PUNCTURE-PROOF YOUR TIRES

Kanga Loaders offers a puncture-proof tire system for your loader. The puncture-proof tire system is a resealing substance which is pumped into the tire through the valve stem, and remains liquid for the life of the mounted tire. As the wheel rotates, centrifugal forces

spread the liquid evenly over the interior tire lining. If the tire is punctured, thousands of strong interlocking 'reseal' fibres clot in and around the puncture to prevent any loss of air, forming a seal. *Available from your Dealer.*



ANTI-PUNCTURE TIRE RESEALING SYSTEM

1978



The original idea which led to the world's first stand-on machine, was originally a motorized wheelbarrow.

1980



By 1980, the concept developed into a walk-behind machine with similar design and styling characteristics, found on modern machines.

1981



The first stand-on machine was introduced to the world. Named the Riga'l Universal Loader, it was powered by an 11hp motor.

1984



The loaders were renamed the Jaden Loader. A larger sized model was released, named the Dingo 1000.

1985



The Jaden Maxi prototype was powered by a 16hp Engine. Only 35 were ever made.

1999



The 5 Series model saw an introduction to soft-touch controls, auxiliary cutout, and redesigned fuel tanks, in preparation for the introduction of tracks.

2000



The 2 Series was released, to align with the original concept of a tight access and affordable earthmoving solution.

2002



The Kid track mini loader was released, as the smallest tracked machine in the world.

2003



6 & 7 Series mini loaders were released. Originally named the Big Foot, due to its 12" wheels, available in a 24hp petrol, or 20hp Diesel engine. The Track machine was named Fat Track.

2006



A new 25hp 2-speed 8 Series loader, featuring an oil cooler, trenching valve, and auto quick-hitch release - The largest and most powerful in the range.

2013



The Kanga 8 Series range, featuring a 25hp diesel motor, was released. Available in wheeled and tracked versions.

2015



Kanga release the Kanga Klean program as an industry-first in emissions reduction.

2016



Kanga release the DT835 as the most powerful Kanga mini loader.

2017



Kanga Loaders launches in North America - USA.

2021



Kanga Loaders celebrates its 40th year anniversary.

AUSTRALIAN MADE QUALITY SINCE 1981

1986



Mk1 - A major chassis design revision was undertaken to increase power and improve poise & balance.

1988



Long range fuel tanks were added over the wheels. Power was increased to 16hp.

1989



3 Series - Optional 10" wheels, larger fuel tanks (which encapsulate the operator), and the iconic green colour were introduced. Received 'Australian International Design' Award.

1996



4 Series - First model with 10" wheels as standard. Petrol and Diesel model options became available.

1997



Kanga begins exports to North America and New Zealand.

2007



6 & 7 Series upgraded to 4-wheel motors, a wider platform, and an increase of performance and comfort. Received 'Innovative Product of the Year' Award.

2008



Remote Loader commences development, and first prototype released.

2009



Kanga Loaders was acquired by Digga Australia. The manufacturing of loaders was moved into the Digga factory.

2010



The Kanga Warrior was released. A cost effective bare-bones model for the weekend warrior.

2011



The Kanga Remote Loader was released, with wheeled and track versions available.

2022



Logo and machine branding modernised.

KANGA LOADERS

MULTI-TASKING MADE EASY

Since being established in 1978 as Jaden Engineering, the Kanga loader has been a source of innovation for the multi-task compact skid steer market. Upholding the highest safety industry standards, starting with the original idea and prototype in 1980, Kanga later developed the first production model in 1981. Kanga Loaders has since become an Australian household name within the mini loader industry.

KANGA

LOADERS

A yellow kangaroo mascot wearing a black hard hat and driving a yellow loader with large black tires.

**TURNING HARD WORK
INTO EASY BUSINESS
SINCE 1981**

PHONE 833 30KANGA

EMAIL infous@kangaloader.com



WARRANTY



ENGINE

2 YEARS/UNLIMITED
Diesel machines

3 YEARS/UNLIMITED
Gas machines

COMMERCIAL PRODUCT

5 YEARS
Chassis structure.

2 YEARS/1,000 HOURS
Arm/tilt assembly workmanship and structure.

1 YEAR
Other components and electrical.
Warranty Conditions Apply.

kangaloaderusa.com